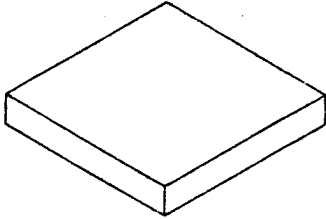
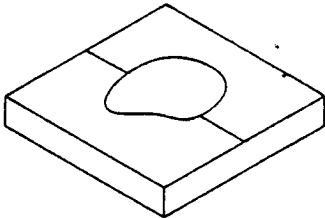


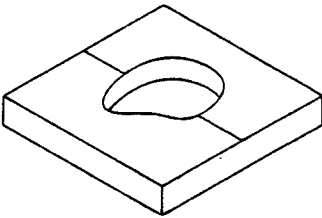
Diagram for “Best Method” of Packing



Use 3 inch packing foam cut to fit box.



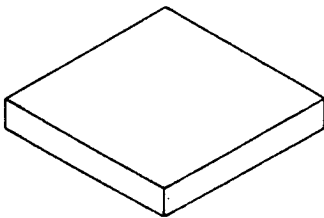
There should be at least 3 inches of foam on all sides.



Lay artwork in the center and trace out the shape.

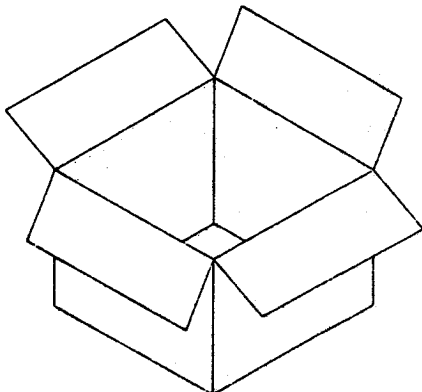
Use an electric carving knife to cut out shape.

If artwork is thicker than 3 inches use more foam.



Layer foam in box, putting artwork in the cut out slit. Replace the cut out piece of foam if art work is still loose.

Finish packing foam in box and double box using packing corners.



Please do not use peanuts